




ISC Communication Module part number **104588**




Sub-module RS422/RS 485  
Part number **108606**  
Used for interfacing to CCM  
Wide-range motor drive cards



Sub-module 20mA  
Part number **110589**  
Used to communicate to all  
PLAST-CONTROL remote  
Devices (LIO/P-NODE/  
K-NODE/Width NODE)



Sub-module RS232  
Part number **106167**  
Used with 3<sup>rd</sup> party devices  
(Allen-Bradley Data Highway)



There are 3 channels (A/B/C) that can use any of the available sub-modules. Based on the application and installed options will determine the modules required. Sub-modules are easily removed and can only be installed in one position. Refer to the supplied electrical prints to determine proper sub-module needed.

\* subject to change without notice